

WORSHIPNW

Pre-Conference Intensives

Friday, February 28 | 1:30-3:30 pm

Room	Class Title Description
123	<p>Pre-Conference Intensive 1: Harmony & Improvisation (\$30)</p> <p>Sheri Gould Private Vocal Coach Lawrenceville, NJ sherigould.com</p> <p><i>Learning how to sing harmony is within your reach. Learn how to teach others harmony as well. We'll teach basic harmony structures and how to grow your own ability to find the 'erfect' harmony for you and for your group. In addition we'll discuss how to create and use improvisation techniques effectively.</i></p>
405	<p>Pre-Conference Intensive 2: Getting the Most from Your Rehearsal (\$30)</p> <p>David Harsh Marysville Community Church Marysville, WA davidharsh.com</p> <p><i>In this intensive, you'll gain some battle-tested strategies that will help you run more effective and productive rehearsals. We'll discuss how to equip your worship team - vocalists, band members, and technicians - with the tools they need to come to rehearsal ready to hit the ground running. We'll also offer strategies on how to have an efficient Sunday morning run-thru. We'll include discussion on creating a thorough worship packet in advance, distributing information effectively, and equipping your entire team so they can give the Lord their very best. This pre-conference intensive is valuable for every member of your team!</i></p>
302	<p>Pre-Conference Intensive 3: Songwriter's Toolkit (\$30)</p> <p>Michael Bahn River Valley Church Grants Pass, OR michaelbahn.com Jason Squires Anthem Church San Rafael, CA jsmusic.net</p> <p><i>As a songwriter, you have the ability to capture the experiences and emotions of life and transform them into gifts of worship when you pen words and melodies for the Church. This intensive will give you practical tools and equip you to write songs that you'll want to share with your church! Michael Bahn & Jason Squires are experienced, published songwriters who have written songs both together and individually, that are currently being sung in churches around the world.</i></p>
Summit	<p>Pre-Conference Intensive 4: Why Does My Church Sound So Bad? (\$30)</p> <p>Doug Gould Worship MD Lawrenceville, NJ worshipmd.com</p> <p><i>Is it the band? The sound operator? The gear? The room? There are so many variables that affect the audio quality in your church, and it can be a challenge to know how to resolve the issue if you don't know where to begin. That's what we're going to discuss in this intensive. You'll walk away with a variety of options for getting your church sound back on track.</i></p>

Pre-Conference Intensives

Faculty bios are available at worshipnorthwest.com or at registration solutions.

BREAKOUTS

ALL
WILL
SEE

WORSHIPNW

BONUS! Breakout

Friday, February 28 | 4 - 5:15 pm

Room	Class Title Description
302	<p>GENERAL: 10 Things I Hate About Leading Worship</p> <p>Chris Voigt Dayspring Fellowship Keizer, OR chrisvoigtworship.com</p> <p><i>With tongue firmly planted in cheek, Chris will take a look at some of the top “frustrations” we all face in our roles as church leaders. No one ever said that being in ministry would be perfect, but sometimes we expect that it should be! We’re all part of the body of Christ! Shouldn’t this be easy? Join us as we check our perspectives and refresh our mindset. You’ll be encouraged!</i></p>
502	<p>LEADERSHIP: Building Worship Teams</p> <p>Jason Squires Anthem Church San Rafael, CA jsmusic.net</p> <p><i>Building teams of people can be tricky. How do you connect with them? How do you build a team that is excited about what you are doing? In this session we will talk about ways to help build your team, empower your team, and get them excited about what you are doing!</i></p>
Countryside Sanctuary	<p>INSTRUMENTAL: Putting It All Together</p> <p>Cory Knowland Hope Church Albany, OR coryknowland.com</p> <p><i>So, you have the band scheduled, you have the songs picked, you have a vision for the service and everyone is there and ready to rehearse. Now what? How do you take this team and the song selection to a well-rehearsed and powerful presentation of music, and facilitate worship moments that can change lives? We’ll walk through a rehearsal of familiar worship songs and see them develop into a congregational worship experience.</i></p>
123	<p>VOCAL: Finding Your Vocal Sweet Spot</p> <p>Lisa Reiff River West Church Lake Oswego, OR lisareiff.com</p> <p><i>Every vocalist has a sweet spot in their voice—the place they are most at home and where they feel free as they sing. Have you found yours? Come explore how to find that unique place in your voice and how it impacts all aspects of your worship singing.</i></p>
Summit	<p>TECHNICAL ARTS: Mixing & Recording Your Worship Service</p> <p>Doug Gould Worship MD Lawrenceville, NJ worshipmd.com</p> <p><i>How do your worship service recordings sound? Awful? Why? That’s what we’re going to talk about. There are methods that you may not be aware of that will greatly improve the quality of your recordings and it may not require any additional equipment. We’ll explain the use of aux busses, sub groups and ambient mics to achieve a more realistic mix; the pros and cons of stereo vs multitrack recordings; formats: cassette/CD/mp3/.wav/cloud and the various delivery options. We’ll take you through the basics of using a digital mixer to mix your service while simultaneously multitrack recording. Next, you’ll learn how to mix the individual tracks to create a finished stereo master for your church’s next CD or podcast!</i></p>

BONUS!

BREAKOUTS

Faculty bios are available at worshipnorthwest.com or at registration solutions.

**A L L
W I L L
S E E**

WORSHIPNW

General Interest Track

	Room	Class Title Description
Breakout 2	Whiteaker 123	Invitation to Intimacy Jeff Deyo Celebration Church Lakeville, MN jeffdeyo.com <i>If you're like Jeff, you may not have grown up using the word intimacy when referring to your relationship with God. Even so, close fellowship with God is the greatest invitation we've been given in life—as well as something all the great men and women of God enjoyed. There's no question, this is the #1 main reason Jesus died on the cross—to make a way for us to be fully reconciled in relationship to the Father. We don't want to get to the end of this life and realize we missed out on God as our First Love. Let's talk!</i>
	303	The Gift of Being Yourself Ron Friesen Salem Alliance Church Salem, OR <i>Explore the link between knowing yourself and knowing God. Discover the freedom of unmasking your false self and becoming your true self. Learn time-tested, soul-caring ways to nurture who you are as God's beloved child.</i>

Faculty bios are available at worshipnorthwest.com or at registration solutions.

BREAKOUTS

**A L L
W I L L
S E E**

WORSHIPNW

Vocal Track

	Room	Class Title Description
Breakout 1	Whiteaker 122	Dig Deeper to Soar Higher Cindy Kenny New Hope Eugene, OR <i>Worship is more than music and worship leading is more than just getting the music right. Together we will explore ways that vocalists can dig deep to find the heart of the songs they sing and learn how to communicate with authenticity and passion as they lead others in doing the same. We will talk practically about things like preparing ourselves before leading others, principles behind verbals and vocal ad libs, tips on how to lead our worship teams and congregations into deeper levels of expression and intimacy that can take our personal and corporate worship times to new heights - and depths.</i>
	Whiteaker 121	Your Best Voice for a Lifetime Sheri Gould Private Vocal Coach Lawrenceville, NJ sherigould.com <i>Your voice was designed to last you a lifetime - and it can! With proper vocal technique and healthy vocal habits, you can achieve and maintain your best voice for a lifetime. Join Sheri as she makes reaching your vocal goals seem easy.</i>
	Whiteaker 120	Beginning Style & Technique Lisa Reiff River West Church Lake Oswego, OR lisareiff.com <i>This class will cover vocal style and technique for beginners. We will talk about correct technique, various vocal styles and explore the importance of finding your true voice in the midst of the ever-changing musical worship culture.</i>
Breakout 2	Whiteaker 122	There's No "I" in Team: How to Lead Effective Vocal Rehearsals Cindy Kenny New Hope Eugene, OR <i>Leading worship with other vocalists is truly a team endeavor. As a leader, it's a unique, yet rewarding challenge to take individual voices with different facets and stylistic qualities and help them grow in their ability to harmonize, blend and sing as one. Add to that the challenge of working with technology like microphones, monitors (both wedges and in-ears) and it can become daunting. This breakout will walk you through an effective vocal rehearsal process, gaining practical tools, tips and rehearsal practices along the way that you can implement with teams of any size. You will be the "vocal team" in this fun, interactive session.</i>
	Whiteaker 121	The 10 Best Exercises for Worship Leaders Sheri Gould Private Vocal Coach Lawrenceville, NJ sherigould.com <i>In this class, Sheri will teach ten exercises to get you to your best voice everyday!</i>

BREAKOUTS

Faculty bios are available at
worshipnorthwest.com
or at registration solutions.

**A L L
W I L L
S E E**

WORSHIPNW

Vocal Track (continued)

Room	Class Title Description
Whiteaker 122	<p>How to Lead Well in the Non-Singing Aspects of Worship Leading Cindy Kenny New Hope Eugene, OR</p> <p><i>In this breakout session, we will look at the areas of verbal exhortation (speaking, prayers, prompts etc.) as well as what the Bible has to say about physical expressions in worship. We'll also talk about ways we can lead ourselves, our teams and our congregations into greater freedom in these areas.</i></p>
Whiteaker 121	<p>10 Steps to a Great Worship Team Sheri Gould Private Vocal Coach Lawrenceville, NJ sherigould.com</p> <p><i>This class will provide you with 10 tips designed to help your team grow, NOW! These tips are simple and so easy to use that you can start with some of them this Sunday!</i></p>
Whiteaker 120	<p>Intermediate Style & Technique Lisa Reiff River West Church Lake Oswego, OR lisareiff.com</p> <p><i>This class is for the advanced and experienced singer who has a firm grasp on the basics and wants to continue their journey in vocal music, whatever the context. We will talk about expanding head and chest voice range, vocal resonance and placement and the nuance of vocal style. This will be an interactive class where we will explore the specifics of your voice, and work together to help you do what you do with more ease, confidence and intentionality.</i></p>

Breakout 3

Faculty bios are available at
 worshipnorthwest.com
 or at registration solutions.

BREAKOUTS

ALL
WILL
SEE

WORSHIPNW

Instrumental Track

Room	Class Title Description
303	<p>ACOUSTIC GUITAR: Guitar Player's Guide to Recording & Producing Modern Music Dave Beatty BentBeat Productions Wilsonville, OR bentbeat.com <i>Guitar players have been the bread and butter of the praise music scene for a long time. With today's modern recordings that use the six-stringed instrument less and less, it can be a daunting task for pickers to switch into the world of synths and drum loops. This class will use free software with minimal outboard equipment that most performers already own. Come learn how to take a four-chord song from your acoustic guitar to a musical landscape that reaches well beyond EADGBE.</i></p>
Countryside 102	<p>ACOUSTIC GUITAR: What If My Guitar IS the Worship Band? David Harsh Marysville Community Church Marysville, WA davidharsh.com <i>Have you ever had to lead solo from guitar in a service, either because you didn't have enough volunteers, or your team bailed at the last minute? Come discover some inside tips to make your guitar more versatile and to sound fuller as a solo accompanying instrument (without buying more gear).</i></p>
Countryside Youth	<p>KEYBOARDS: What's That Sound? Aaron Doerr Rolling Hills Community Church Tualatin, OR doerrjams.com <i>Keyboard sounds are constantly changing with music in the church. Yet many of them are based off the same core building blocks. Using practical examples from songs churches are singing today, Aaron will show you how to quickly identify the origin of different sounds so you can figure out how to duplicate them, or at least get close enough with the gear you have, whether it's using software or hardware. In some cases, you may be able to buy the original sounds themselves. Aaron will show you where and how to get these sounds.</i></p>
402	<p>KEYBOARDS: Keyboard in Worship Dr. Tim Smith Worship Without Borders Aloha, OR wwob.org <i>What to do? In this breakout, we'll work on understanding and simplifying the role of keyboard in today's worship environment. Whether in rehearsed song formats or spontaneous moments, the keyboard can play a key role in augmenting the worship experience for everyone.</i></p>
503	<p>ELECTRIC GUITAR: Electric Guitar Tone Workshop 101 Caleb Ray Rolling Hills Community Church Tualatin, OR calebraymusic.com <i>In this breakout, Caleb will demonstrate how to craft killer guitar tone suitable for contemporary worship (Hillsong, Wickham, Bethel). Come hang out with Caleb as he explores guitars, amps, pedals, and more. Following this demonstration will be a time for guitar gear Q & A. Bring your questions!</i></p>

Breakout 1

Faculty bios are available at
 worshipnorthwest.com
 or at registration solutions.

BREAKOUTS

**A L L
W I L L
S E E**

WORSHIPNW

Instrumental Track (continued)

	Room	Class Title Description
Breakout 1	405	<p>BASS: Bass in Worship</p> <p>Cory Knowland Hope Church Albany, OR coryknowland.com</p> <p><i>For decades in music, the bass guitar has been the unfailing glue between the kick drum and the rest of the band. Without it, music is hollow and lacks energy. It is an essential instrument for the contemporary worship band. And with all things musical, the better the bass, the better the band. In this breakout, Cory will touch on bass guitar basics from warm-up and technique, to picking styles, and some scales and licks. Bring your bass, bring your questions and challenges, and come ready to become a better bassist.</i></p>
	Countryside Sanctuary	<p>DRUMS: The Worship Drummer</p> <p>Daniel Hailey III Rolling Hills Community Church Tualatin, OR</p> <p><i>What does it take to be a successful worship drummer? Daniel will share both the big picture and the small details that help a drummer serve both their team and their church, to the very best of their ability. You'll hear about everything from groove & tempo, to song interpretation, to playing with a click and tracks, to using hybrid drum kits. This class is a firehose of good stuff that will make an immediate impact on your drumming.</i></p>
Breakout 2	Countryside 102	<p>ACOUSTIC GUITAR: Guitar Chords for People Who Aren't Ready for Bar Chords Yet</p> <p>David Harsh Marysville Community Church Marysville, WA davidharsh.com</p> <p><i>Bar chords are inevitable, but there are ways to work around them if you're in the early stages of guitar and your hands need to build strength. Learn some helpful open color chords and capo tricks that will open up options for you.</i></p>
	Countryside Youth	<p>DYNAMIC DUOS: Keys & Electric Guitar</p> <p>Aaron Doerr Rolling Hills Community Church Tualatin, OR doerrjams.com Caleb Ray Rolling Hills Community Church Tualatin, OR calebraymusic.com</p> <p><i>So...you have a keyboardist and a guitarist. You do contemporary music as well as some of the great hymns. How do these two seemingly different instruments with such varied sounds, blend effectively without stepping all over each other's toes and distracting the congregation...or the band? Come to this insightful session and participate in the discussion as Aaron & Caleb banter about this great combination of instruments.</i></p>
	Countryside Sanctuary	<p>DYNAMIC DUOS: Bass & Drums</p> <p>Cory Knowland Hope Church Albany, OR coryknowland.com Daniel Hailey Rolling Hills Community Church Tualatin, OR</p> <p><i>Bass and drums are the heartbeat of the contemporary worship band. How the low end of these two instruments relate, as well as the essential groove they are responsible for creating, makes them a critical pair. Come with questions, instruments and your groove.</i></p>

BREAKOUTS

Faculty bios are available at worshipnorthwest.com or at registration solutions.

**A L L
W I L L
S E E**

WORSHIPNW

Instrumental Track (continued)

Room	Class Title Description
Countryside 102	ACOUSTIC GUITAR: Strumming Patterns for Guitar - Wait - There's More Than 1? David Harsh Marysville Community Church Marysville, WA davidharsh.com <i>Strumming is essential for rhythm guitar, and there are an infinite number of strumming patterns to be discovered or created. We'll discuss the process of identifying important beats in a groove so as to design or assign the right strumming pattern(s).</i>
Countryside Youth	KEYBOARDS: What's That Chord? Aaron Doerr Rolling Hills Community Church Tualatin, OR doerrjams.com <i>It's no surprise that most of the songs we do in church have only 4-5 chords in them. Then why are some keyboard players able to make the same song sound so much better (or worse) than others? A huge part of a keyboardist's job is knowing how to change the way you play these basic chords to draw out the emotion and dynamics that each song needs. Aaron will give a very practical non-theory breakout on the little hacks and tricks any keyboardist can use to take 4 basic chords and turn them into something musical and moving for worship.</i>
405	DYNAMIC DUOS: Acoustic & Electric Guitars Cory Knowland Hope Church Albany, OR coryknowland.com Chris Spivey Willamette Community Church Albany, OR <i>Acoustic and electric guitar together again. In this session the electric and acoustic guitar clinicians, Chris and Cory will pair off and demonstrate the interaction between these two powerful and effective instruments. Listening skills will be discussed as well as how to best orchestrate the two instruments. If you share the platform with one of these instruments, this will be a very informative session to attend. You're encouraged to bring your guitar!</i>
Countryside Sanctuary	DYNAMIC DUOS: Drums & Front of House Daniel Hailey III Rolling Hills Community Church Tualatin, OR John Harrel Rolling Hills Community Church Tualatin, OR <i>If there was ever a pair that depended on each other through thick and thin, it's the worship team drummer and the Front of House engineer. These two can make each other's lives on Sunday miserable or magnificent. In this breakout session, drummer Daniel Hailey III and Rolling Hills' FOH Engineer John Harrel will discuss how this dynamic duo can develop a relationship of mutual trust and common goals to serve your church. Among many practical issues that will be addressed are: dealing with stage volume, mic'ing techniques for different size rooms and different drumming styles, drum tuning, drum and cymbal choices that help the mix, setting realistic expectations for how much of the drum sound will get in the PA mix depending on your church, and communication during rehearsal and sound checks.</i>

Breakout 3





Faculty bios are available at
worshipnorthwest.com
or at registration solutions.

BREAKOUTS

**A L L
W I L L
S E E**

WORSHIPNW

Visual Arts

	Room	Class Title Description
Breakout 1	403	Video Lighting Without Lights Andrew Cox Orlando Christian Church Orlando, FL <i>This class is designed to teach you how to control and manipulate light to give the best image possible for post-production video. Proper lighting can be expensive, and that means not everyone has it. No need to worry! While it is nice to have, you don't need it! There is light all around you; all you need to know is how to manipulate it. In this class, we'll demonstrate how to control the light you have to give you the best image. The techniques you will learn will help you use the sun in a basic three-point light setup. You will also learn how to use the lights you find almost anywhere: desk lamps, ceiling lights, candles, and more.</i>
	501	Following Jesus on Instagram Ben Maison Salem Alliance Church Salem, OR <i>In this class, Ben will teach you how to create consistency with your platforms, how to find a meaningful presence digitally and how to get more get more    and . Hopefully you know what I meme.</i>
Breakout 2	403	No Camera? No Problem! Andrew Cox Orlando Christian Church Orlando, FL <i>In this day and age, you don't need a traditional, expensive camera in order to create amazing videos. Every one of us has a camera in our pocket that is more than capable of recording high quality videos. All you need to know is how to use it! In this class you'll learn how to use your phone's camera to create great content. Most new phones are able to record 4K video and even slow motion. However, phones are not perfect. This class will also help you understand the pros and cons of filming on a phone, and how to use both to your advantage.</i>
	501	STOP USING PYPYRUS Ben Maison Salem Alliance Church Salem, OR <i>This class will give you the tools and techniques you need to make your sermon and announcement slides crisp and clear.</i>
	502	To Stream or Not to Stream...That May Be the Question Greg Gallagher Salem Alliance Church Salem, OR <i>OK, let's consider the whys and why nots of live-streaming your service. And then we'll dive into a livestream in progress and talk about ALL that goes into making it happen.</i>

BREAKOUTS

Faculty bios are available at worshipnorthwest.com or at registration solutions.

**A L L
W I L L
S E E**

WORSHIPNW

Visual Arts (continued)

Breakout 3	403	<i>Squeaky Clean Audio for Video</i> Andrew Cox Orlando Christian Church Orlando, FL <i>In this class you will learn how to record and mix audio for post production videos. This class is all about the importance of audio in your videos. Techniques for on-location audio capture and post production recording tips and tricks will be covered. You will better understand microphones and mic placement, budget hacks (such as making your own boom mic pole), and other money saving tips. We'll demonstrate how to record high quality audio and how to make your audio "squeaky clean" using free or budget software.</i>
	502	<i>Staging the Perfect Design</i> Greg Gallagher Salem Alliance Church Salem, OR <i>The plans have been made, and you're ready to stage your perfect design. But wait, is there a perfect design? Let's take a look at what goes into putting together a stage design and executing it.</i>

Faculty bios are available at
worshipnorthwest.com
or at registration solutions.

BREAKOUTS

**A L L
W I L L
S E E**

WORSHIPNW

Technical Arts

Breakout 1

Room	Class Title Description
Summit	<p>Audio 101 Doug Gould Worship MD Lawrenceville, NJ worshipmd.com <i>This class is a hands-on approach to setting up a sound system and is geared for the non-techie types: pastors, youth leaders, worship leaders, and yes, even non-technical techs. We realize the church is filled with volunteers who are responsible for the technical systems in their churches and need to get a leg up on the practical aspects of getting a good sound in their churches without having to go back to night school.</i></p>
Celebration Center	<p>Go With the Flow Jeff Cox Cascade Sound & Lighting Salem, OR cascadesound.com <i>Using virtual sound check, this class will demonstrate an audio mixing work flow to build dynamic, immersive, and great sounding mixes with control and detail. Using tracks from a General Session you just experienced at WNW, Jeff will demonstrate step-by-step, how he approaches gain structure, filters, EQ, dynamics, plugins, and effects to get to a desired result. Jeff will demonstrate how he corrects or manages everyday, real-world, live mixing challenges, in real time. Whether you like the mix or hate the mix, you will learn key concepts of how to employ common tools and techniques to your mix. The demonstration will take place on a professional digital console, however the basic tasks being shown can be utilized with any equipment, from a small analog mixer with a few pieces of outboard gear, to an entry level digital console found in the tech booth of almost any church.</i></p>
125	<p>Personal Monitor Mixing Andrew Swanson Alclair Audio Osseo, MN alclair.com <i>In this breakout, Andy will help you figure out what you need to hear in your ears and how to get there. Whether you are a worship leader, a vocalist, or an instrumentalist, we'll spend time focusing on each part of the worship team, along with a general overview of how to get a good mix. Whether you are just thinking about in-ears, just beginning to use them, or in need of some good hints and tips on how to make the most of the ones you've got, this class will give you the information you need to fine tune your IEMs.</i></p>

BREAKOUTS

Faculty bios are available at worshipnorthwest.com or at registration solutions.

**A L L
W I L L
S E E**

WORSHIPNW

Technical Arts (continued)

	Room	Class Title Description
Breakout 2	Summit	<p>Mixing & Recording Your Worship Service Doug Gould Worship MD Lawrenceville, NJ worshipmd.com <i>How do your worship service recordings sound? Awful? Why? That's what we're going to talk about. There are methods that you may not be aware of that will greatly improve the quality of your recordings and it may not require any additional equipment. We'll explain the use of aux busses, sub groups and ambient mics to achieve a more realistic mix; the pros and cons of stereo vs multitrack recordings; formats: cassette/CD/mp3/.wav/cloud and the various delivery options. We'll take you through the basics of using a digital mixer to mix your service while simultaneously multitrack recording. Next, you'll learn how to mix the individual tracks to create a finished stereo master for your church's next CD or podcast!</i></p>
	Celebration Center	<p>The ABC's of LEDs & DMX Jeff Cox Cascade Sound & Lighting Salem, OR cascadesound.com <i>The tools to light your stage and create visually immersive environments continues to evolve quickly. The three largest manufacturers of incandescent lamps commonly used in stage lighting systems have stopped making them. This session will review the basic principals of good front light, accent light, and basic lighting control that applies to any lighting system. We will explore the world of LED lighting, consider retrofit and phase-in approaches, and even address what to do about dimming house lights with problematic LED replacement lamps.</i></p>
	503	<p>Tech Talk Michelle Haywood Smith River Valley Church Grants Pass, OR michellehaywoodsmith.com <i>Interested in incorporating more technology into your worship leading, but don't know where to start? Pads...stems...loops...click...tracks...uh, what?? Help!! If that's you, then come check out this class! Michelle will provide an overview of a variety of technology tools and resources. These are simple, relatively inexpensive options you can run from your tablet or phone such as: the Coresounds PadsLive app, the Tempo app for running click, and the MultiTracks Playback app. We'll also look at some chord chart apps so you can finally ditch that binder! This is a very basic and introductory class designed to introduce you to some available options and how you might consider implementing and applying them. We'll also talk about the purpose of these tools and how to discern their use and application from a leadership perspective.</i></p>

Faculty bios are available at worshipnorthwest.com or at registration solutions.

BREAKOUTS

**A L L
W I L L
S E E**

WORSHIPNW

Technical Arts (Continued)

Room	Class Title Description
Summit	<p>Volunteer Friendly Sound Systems for the Small and/or Portable Church Doug Gould Worship MD Lawrenceville, NJ worshipmd.com</p> <p>Many of our churches meet in rented spaces, including mine! The faster the gear can be set-up and taken down, the bigger the advantage in this environment. Our church, for example, is charged additionally for every hour that goes by after our time is up. We also don't want to tie up the volunteer's day. This class will illustrate how easy systems can be to set up and operate, even by volunteers with little to modest levels of skills. We will demonstrate the scalability of these systems so that as the church grows, the system's capabilities can grow right along with it. We will talk about loudspeakers, audio mixers for the sanctuary and the stage and why you would want to consider digital technology for these applications: presets and recall, which will facilitate fast and repeatable set-up and operation.</p>
501	<p>Ask the Old Guy Jeff Cox Cascade Sound & Lighting Salem, OR cascadesound.com</p> <p>Looking for some technical troubleshooting or tech leadership advice? After turning 50 this year, the presenter for this course has come to the realization that he is an old guy, but you might be able to use this to your advantage. Bring your questions and challenges regarding any audio, video, lighting or leadership topic. How do I fix a hum or a buzz? Why are there lines in my video image? How can I stream my services online or use social media? How do I recruit and lead volunteers? You can even ask a network or IT question if you want. In this informal session, we will learn together from hearing each other's advice and the "old guy" might have something to add too. If we can't solve your problem, we will point you in the right direction, or help you locate the right resource.</p>
503	<p>Planning Center Basics Michelle Haywood Smith River Valley Church Grants Pass, OR michellehaywoodsmith.com</p> <p>An introduction to Planning Center for the worship leader. Planning Center Services in an online service for scheduling team members, communicating with the team, and service planning. This class will cover the basics of how to use the PCO website to add people, add songs, create plans, add media, send email, etc. A training account will be available so feel free to bring your laptop for a hands-on experience. Time permitting, we'll look at the app functionality as well.</p>

Breakout 3

BREAKOUTS

Faculty bios are available at worshipnorthwest.com or at registration solutions.

A
L
L
W
I
L
L
S
E
E

WORSHIPNW

Technical Arts (Continued)

	Room	Class Title Description
Breakout 3	403	Squeaky Clean Audio for Video
		Andrew Cox Orlando Christian Church Orlando, FL <i>In this class you will learn how to record and mix audio for post production videos. This class is all about the importance of audio in your videos. Techniques for on-location audio capture and post production recording tips and tricks will be covered. You will better understand microphones and mic placement, budget hacks (such as making your own boom mic pole), and other money saving tips. We'll demonstrate how to record high quality audio and how to make your audio "squeaky clean" using free or budget software.</i>

Faculty bios are available at worshipnorthwest.com or at registration solutions.

BREAKOUTS

**A L L
W I L L
S E E**

WORSHIPNW

Leadership Track

Breakout 1

Room	Class Title Description
123	<p>OnSong class Jason Squires Anthem Church San Rafael, CA jsmusic.net <i>Onsong is a chord chart management app available for iOS devices. It allows you to have your entire library on your iPad. This class will focus on loading in and formatting chord charts as well as the basic ins and outs of the app. Having the app on your iPad is recommended for the class but not required.</i></p>
124	<p>Shepherding Your Team Michael Bahn River Valley Church Medford, OR michaelbahn.com Trevor Bowen New Life Nazarene Church Medford, OR <i>The members of your worship team are so much more than just the providers of the musical or technical skill that you need. They are real people, with real lives and challenges, who need leaders that really care for them. Maybe you've heard it said, "People don't care how much you know, until they know how much you care." Without developing intentionality in our shepherding, it can be challenging to communicate care for our team members. Come dialogue with us about the ways you have felt cared for, and how you can care for your team, both collectively and individually.</i></p>
302	<p>A Case for Creativity Chris Voigt Dayspring Fellowship Keizer, OR chrisvoigtworship.com <i>Advances in neuroscience have taught scientists much about how the brain processes information. Our culture has made effective use of this data to influence how we spend our time and money. But, how might we use these insights to help people connect more deeply with God? In this breakout we'll discuss these discoveries and learn how understanding them can help us design meaningful and memorable worship experiences that move people to take steps of obedience.</i></p>
301	<p>Follow the Leader Michelle Haywood Smith River Valley Church Grants Pass, OR michellehaywoodsmith.com <i>In order for there to be leaders, there must also be followers. Many worship leaders and ministry team members are either volunteers or are in an associate role. And even lead worship pastors are in a position to be following the vision and direction of the lead teaching pastor and the elder board. This class will be a conversation about the challenges, responsibilities, and opportunities that come with both being a leader and a follower, and some thoughts on how we can be better at both.</i></p>
125	<p>Personal Monitor Mixing Andrew Swanson Alclair Audio Osseo, MN alclair.com <i>In this breakout, Andy will help you figure out what you need to hear in your ears and how to get there. Whether you are a worship leader, a vocalist, or an instrumentalist, we'll spend time focusing on each part of the worship team, along with a general overview of how to get a good mix. Whether you are just thinking about in-ears, just beginning to use them, or in need of some good hints and tips on how to make the most of the ones you've got, this class will give you the information you need to fine tune your IEMs.</i></p>

BREAKOUTS

Faculty bios are available at worshipnorthwest.com or at registration solutions.

**A L L
W I L L
S E E**

WORSHIPNW

Leadership Track (continued)

	Room	Class Title Description
Breakout 2	123	<p>Relational Stage Communication Jason Squires Anthem Church San Rafael, CA jsmusic.net <i>Standing on stage can be a weird feeling. What do you say? How do you transition? This class will look at ways to be a more effective communicator and help engage your audience.</i></p>
	302	<p>Ask Away Chris Voigt Dayspring Fellowship Keizer, OR chrisvoigtworship.com Michael Bahn River Valley Community Church Grants Pass, OR michaelbahn.com <i>You've got questions?? We will do our very best to have answers! With more than 50 years of ministry experience between them, Chris and Michael have both walked through the highs and lows of being a worship pastor and seen God's sovereignty and faithfulness through it all. Join them for this transparent look at ministry life, as they respond to your questions about the challenges you're facing in your church, team, or ministry.</i></p>
	124	<p>Women in Worship Ministry Joi Hailey Rolling Hills Community Church Tualatin, OR <i>As a woman worship leader who works in a male denominated field, it can often feel that your role is overlooked. In this class we will consider the value of women worship leaders, gain insight for working cohesively with both male and female leaders and volunteers, and discuss the importance of your role and your voice.</i></p>
	125	<p>Refocusing Our Vision for Worship Dr. Tim Smith Worship Without Borders Aloha, OR wwob.org <i>What is your vision for worship in your church? What is He revealing? "If people can't see what God is doing, they stumble all over themselves; But when they attend to what he reveals, they are most blessed." [Proverbs 29:18 MSG] Evangelist DL Moody said, "If God be your partner, make your plans big." We need big vision, big faith, Word-drenched, Spirit-empowered worship in our churches today in this challenging season. Come and refocus on Him.</i></p>
	Whiteaker 120	<p>Leading From the Piano Lisa Reiff River West Church Lake Oswego, OR <i>Have you wondered how to take the basic piano skill you've acquired through the years and translate that into playing piano as you sing and lead worship? Moving from note-reading to chord-playing and/or accompanying yourself on piano while you sing takes practice, but this breakout is designed to help you gain confidence as you work toward accompanying yourself during worship.</i></p>

Faculty bios are available at worshipnorthwest.com or at registration solutions.

BREAKOUTS

**A L L
W I L L
S E E**

WORSHIPNW

Leadership Track (continued)

Breakout 3

Room	Class Title Description
124	<p>Set Planning Tool Box <i>Michael Bahn River Valley Church Grants Pass, OR michaelbahn.com</i> Every weekend we have the honor of leading people into the presence of Jesus; helping them connect with and experience Him in the context of a corporate gathering. However, doing this every week can make it easy to get stuck in a creative planning rut! This session will give you the tools needed to effectively create and execute meaningful worship sets, week after week.</p>
302	<p>Battling Discouragement as a Worship Leader <i>Chris Voigt Dayspring Fellowship Keizer, OR chrisvoigtworship.com</i> It doesn't take long before you realize it...being in ministry is not all sunshine, roses, and hallelujahs. There are ups and downs, highs and lows, there's the good, and the hard. So what do you do when the hard seems overwhelming? How do you keep pressing on? Discouragement in ministry can come from a thousand different directions; criticism, conflict, betrayal, disappointment. After being in ministry for more than 25 years, Chris is well-equipped to share hope and help for those seasons of discouragement you may be facing now, or that will surely come your way.</p>
301	<p>You Are Not Alone: Building Community in Ministry <i>Joi Hailey Rolling Hills Community Church Tualatin, OR</i> One of the most important parts of sustaining a healthy ministry as a worship leader is having a group of people with whom you find unity and support. A regular gathering of other worship leaders can provide that kind of unity to help sustain you as you navigate the highs and lows of being a ministry leader. Come see how this model has worked in the Portland Area and get ideas for how you can launch an authentic community in your area.</p>
125	<p>Engaging Your Congregation <i>Dr. Tim Smith Worship Without Borders Aloha, OR wwob.org</i> Remember, everyone is a singer, a worshiper, a priest and a king. Your congregation is full of prospective passion and purpose. We entrust the holy and sacred into their hands, their voices and their lives. 'We must see Jesus' high and lifted up and exalted among us. Victorious in every life. Vibrant in every song. Visiting every generation. Changing every heart. In this class we discuss practical ways to release your beautiful congregation into passionate worship.</p>

BREAKOUTS

Faculty bios are available at worshipnorthwest.com or at registration solutions.